

Total Factor Productivity and Economic Policy in Colombia

6th World KLEMS Conference

March 2021

www.dane.gov.co



El futuro
es de todos

Gobierno
de Colombia

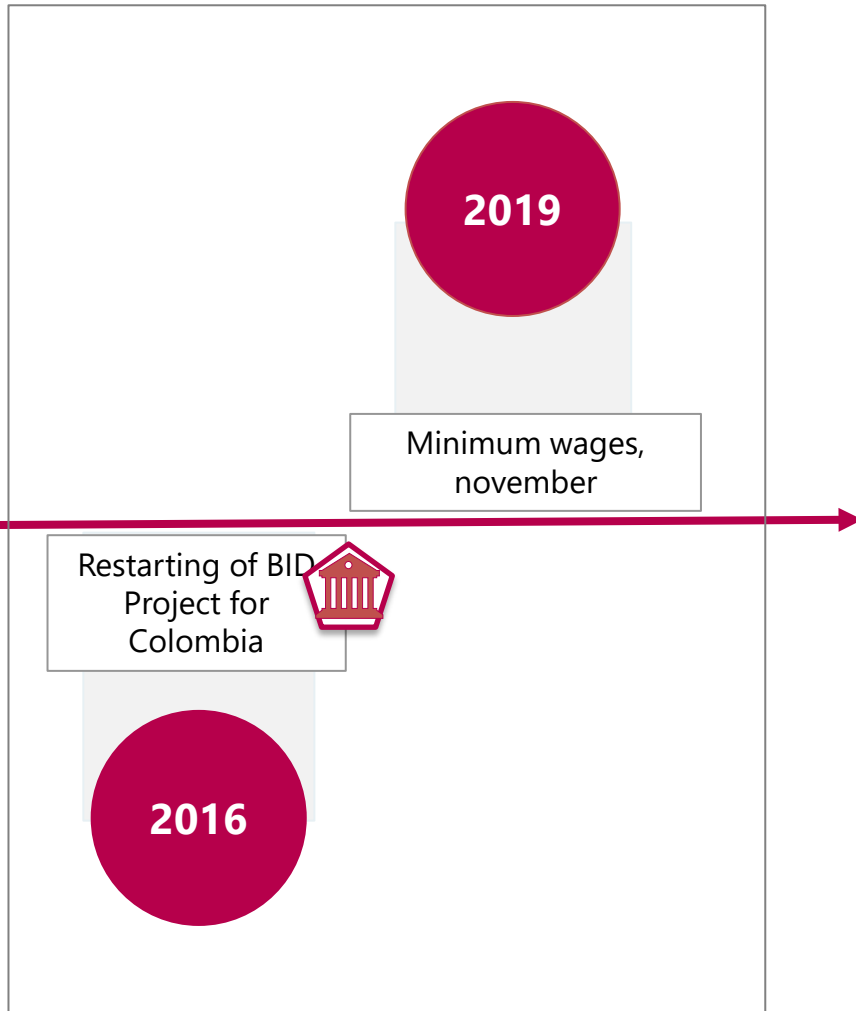
Background



El futuro
es de todos

Gobierno
de Colombia

Timeline



Economic Policy:

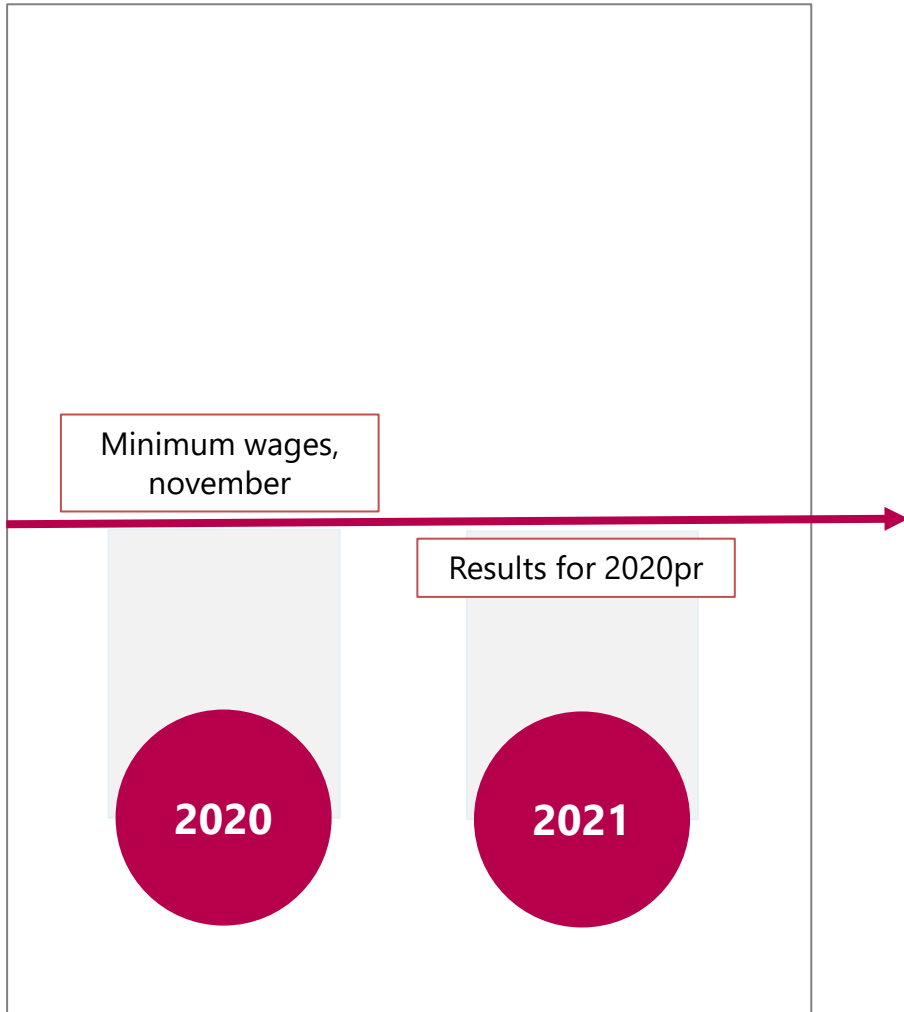
Discussion about minimum wages: It is an important meeting among government, business leaders and syndical organization. They make an agreement for finding out the level of minimum wages for workers.



DANE is the responsible of computing a TFP value in order to get one of many criteriums to carry out the minimum wage agreement. Role determined by National Development Plan 2018-2022.

DANE computed a value for 2019

Timeline



Economic Policy:

- ➔ DANE begins to designing and constructing the TFP index following the LAKLEMS methodological document, counting on the technical support of this team.
- ➔ The entity measures TFP at constant prices based on 2015 from the value-added approach for the 2020 wage agreement (information available until September 2020).
- ➔ DANE measures TFP at **constant prices based on 2015** from the value-added approach with updated information for 2018, 2019p and 2020pr.
- ➔ DANE measures TFP at **constant prices based on 2015** from the gross-output approach, adding a measure of the contribution from Laboral input with a gender perspective.

Sources



El futuro
es de todos

Gobierno
de Colombia



Inputs from national accounts system base 2015



- Supply table.
- Use table.
- Supply and use of products balances.
- Compensation of employees.
- Gross fixed capital formation.

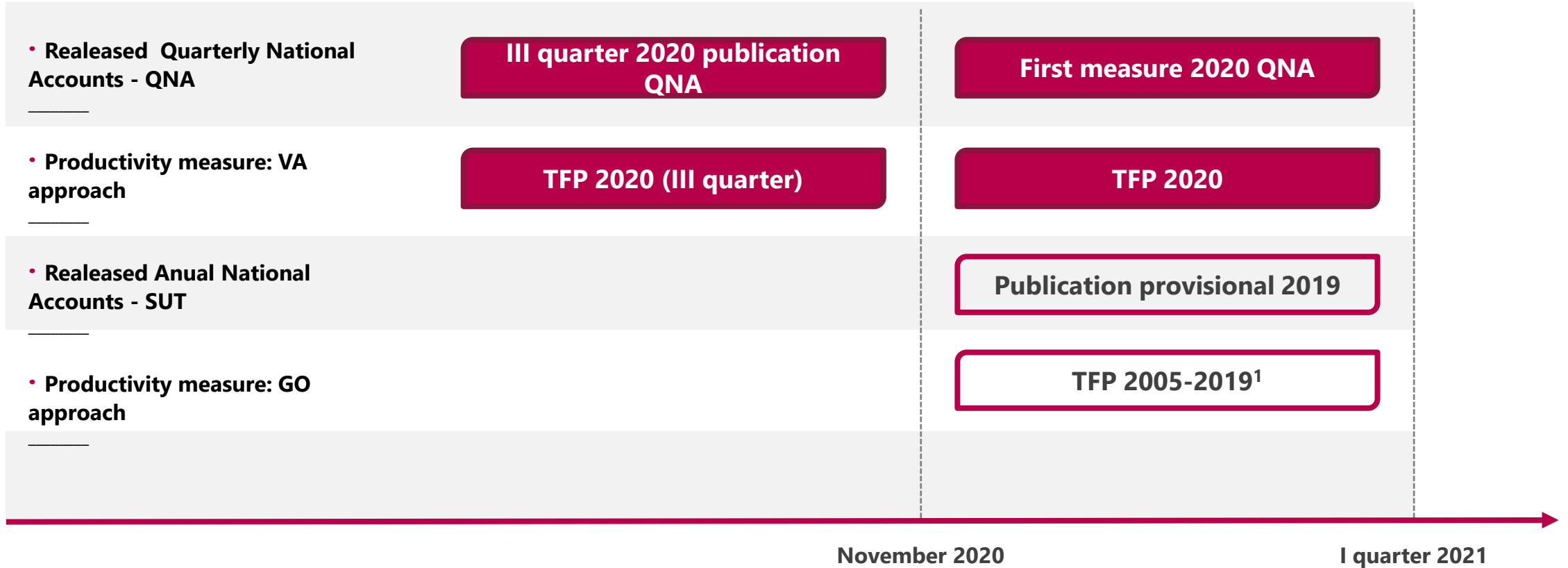
Inputs from household survey (GEIH)



- Total hours worked by employed.
- Total hours worked by employees.
- Income wage according to type of employment.¹

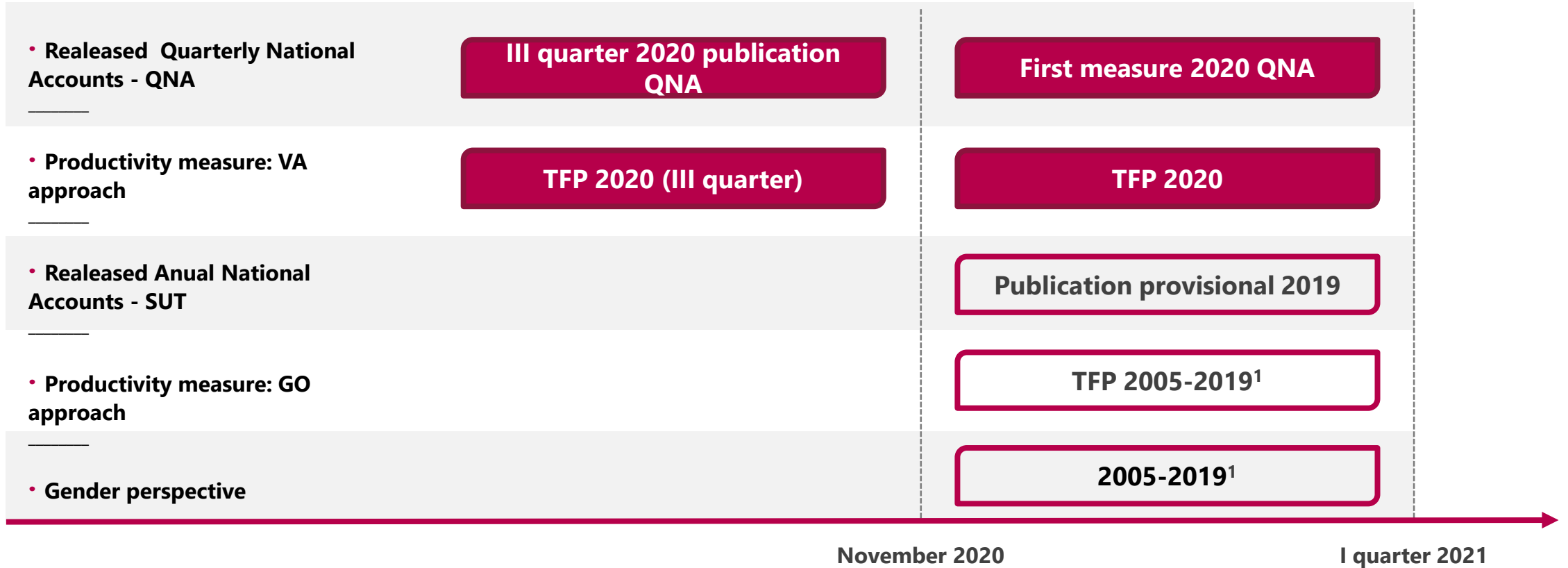
¹ Information is categorized by gender, age and level of education. It is classified according to KLEMS

Timeline



¹Measures were published over 2005-2019 according with the 2015 base.

Timeline



¹Measures were published over 2005-2019 according with the 2015 base.

Results

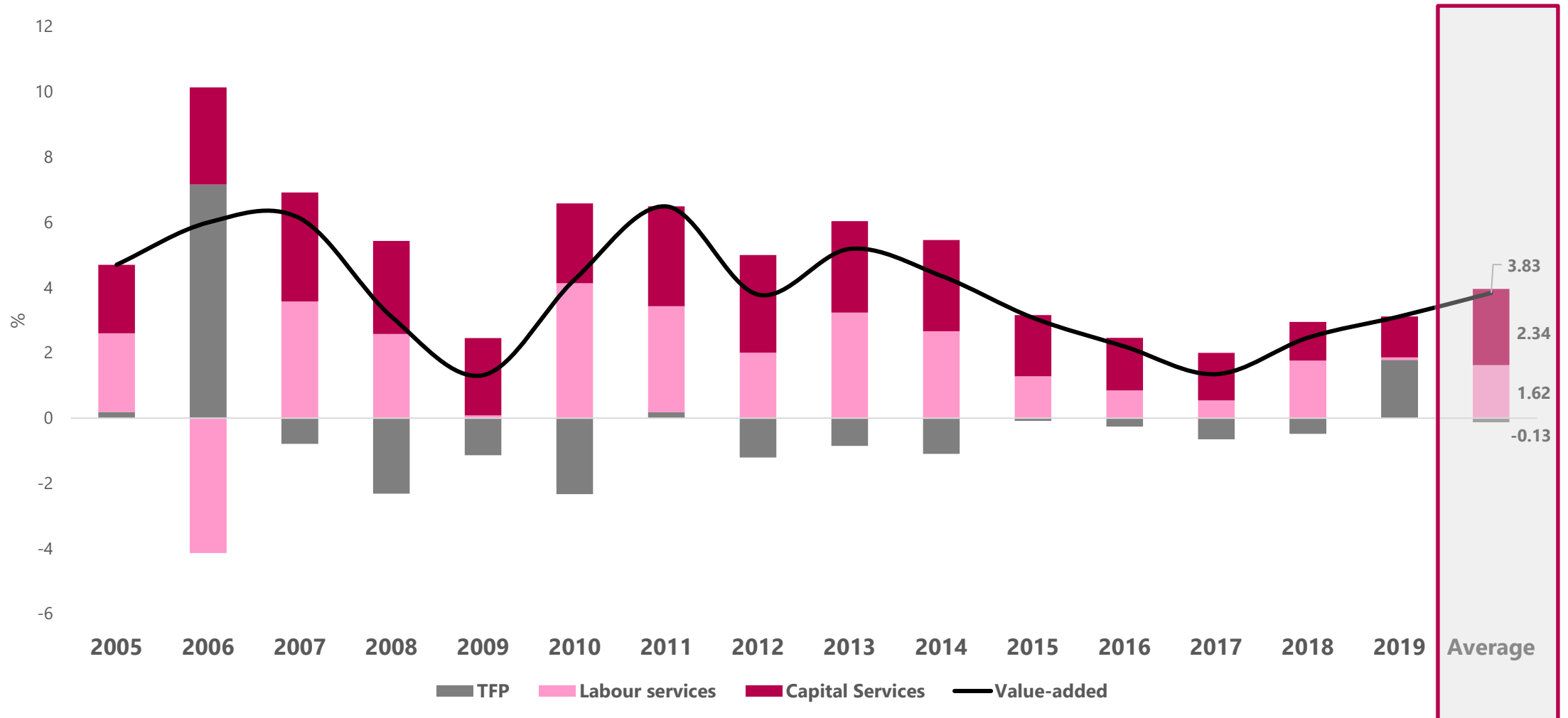


El futuro
es de todos

Gobierno
de Colombia

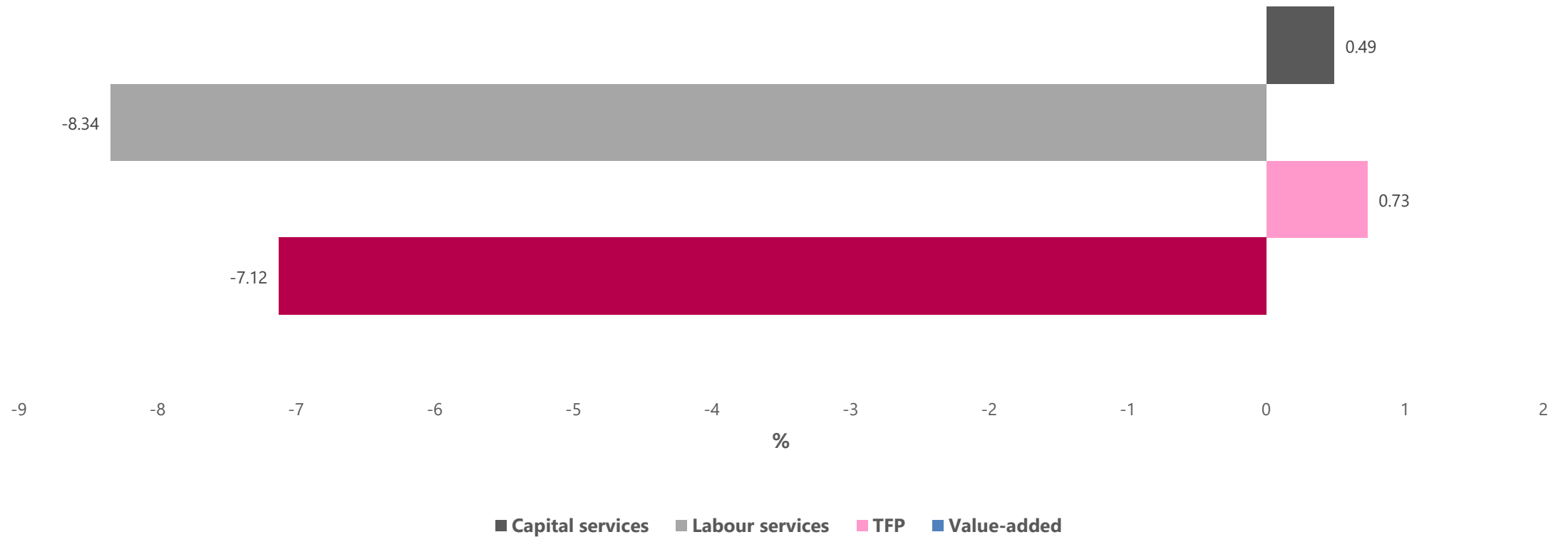


Total Economy: TFP Growth from 2005 until 2019





Total Economy: 2020^{Pr} TFP, labour and capital services contribution to value-added growth



**Industries: 2020^{pr} TFP, labour and capital services contribution to value-added growth**

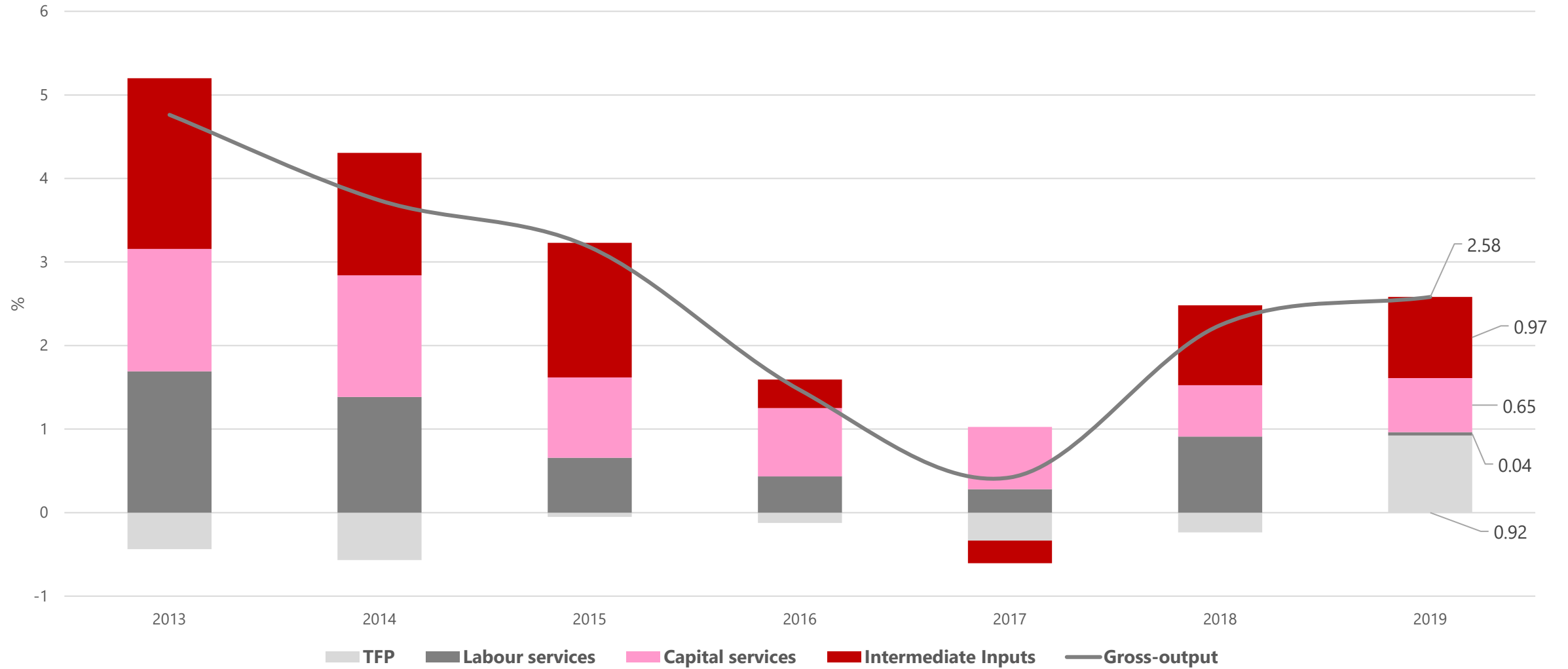
Industry	Value added %* (1)	Labour input %** (2)	Capital input %** (3)	Contribution of all factors %** (2+3 = 4)	TFP %** (1-4)
Agriculture, forestry, fishing, hunting	2,68	-2,71	-0,09	-2,81	5,49
Mining	-17,07	-2,67	0,66	-2,01	-15,06
Manufacturing	-8,12	-6,17	0,61	-5,56	-2,56
Utilities	-2,37	-1,67	0,76	-0,92	-1,45
Construction	-32,47	-8,59	-1,19	-9,78	-22,69
Wholesale and retail trade, Restaurants and hotels	-13,79	-19,89	0,14	-19,75	5,95
Transport, storage and communication	-15,32	-22,18	0,48	-21,70	6,38
Financial intermediation	-0,07	-0,87	1,72	0,84	-0,91
Public administration, Education, health, other services	-0,87	-9,18	-0,07	-9,25	8,37
Total Economy	-7,12	-8,34	0,49	-7,85	0,73

* Growth rate

** Contribution

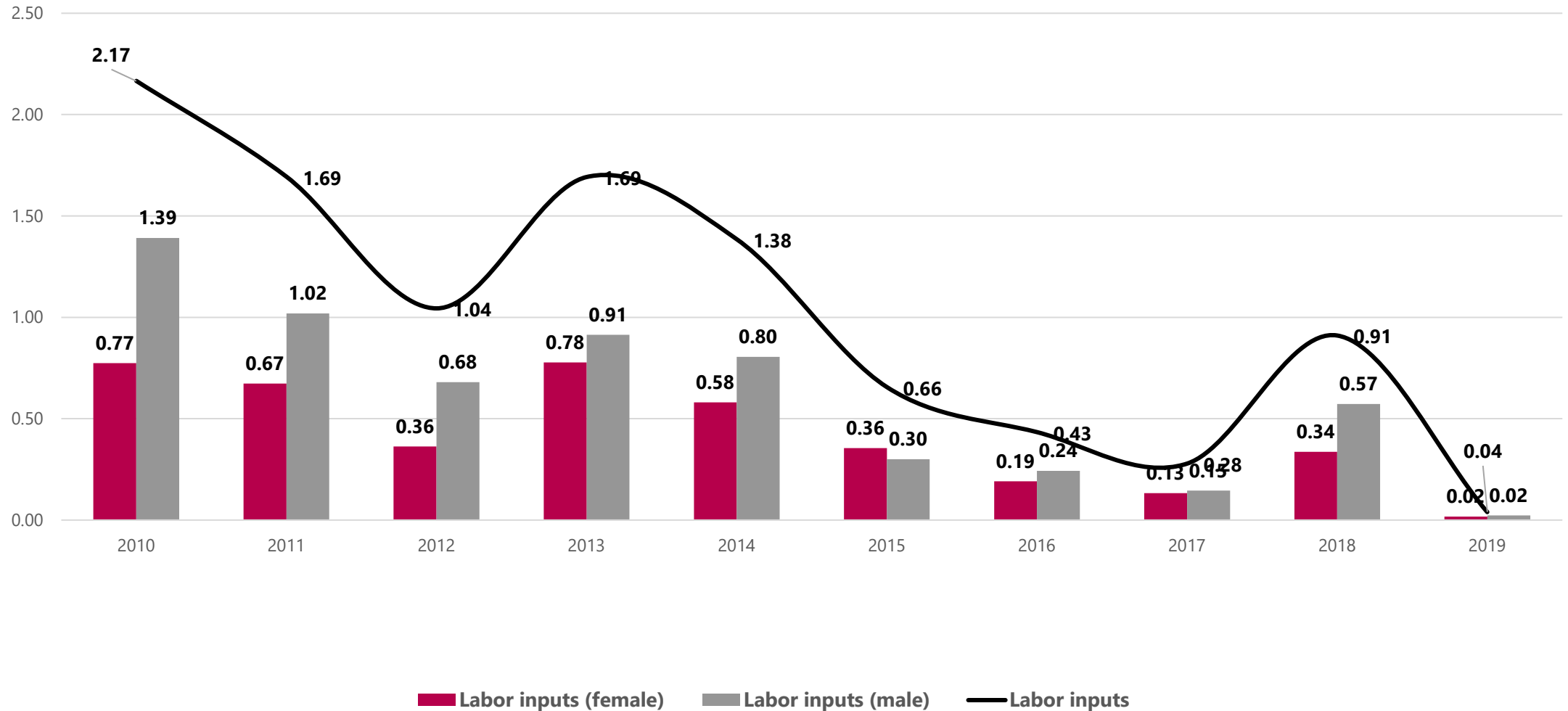


Total Economy: TFP, intermediate, labour and capital inputs contribution to gross-output growth





Total Economy: Gender perspective to labor contribution analysis



Total Factor Productivity and Economic Policy in Colombia

6th World KLEMS Conference

March 2021

www.dane.gov.co



El futuro
es de todos

Gobierno
de Colombia